

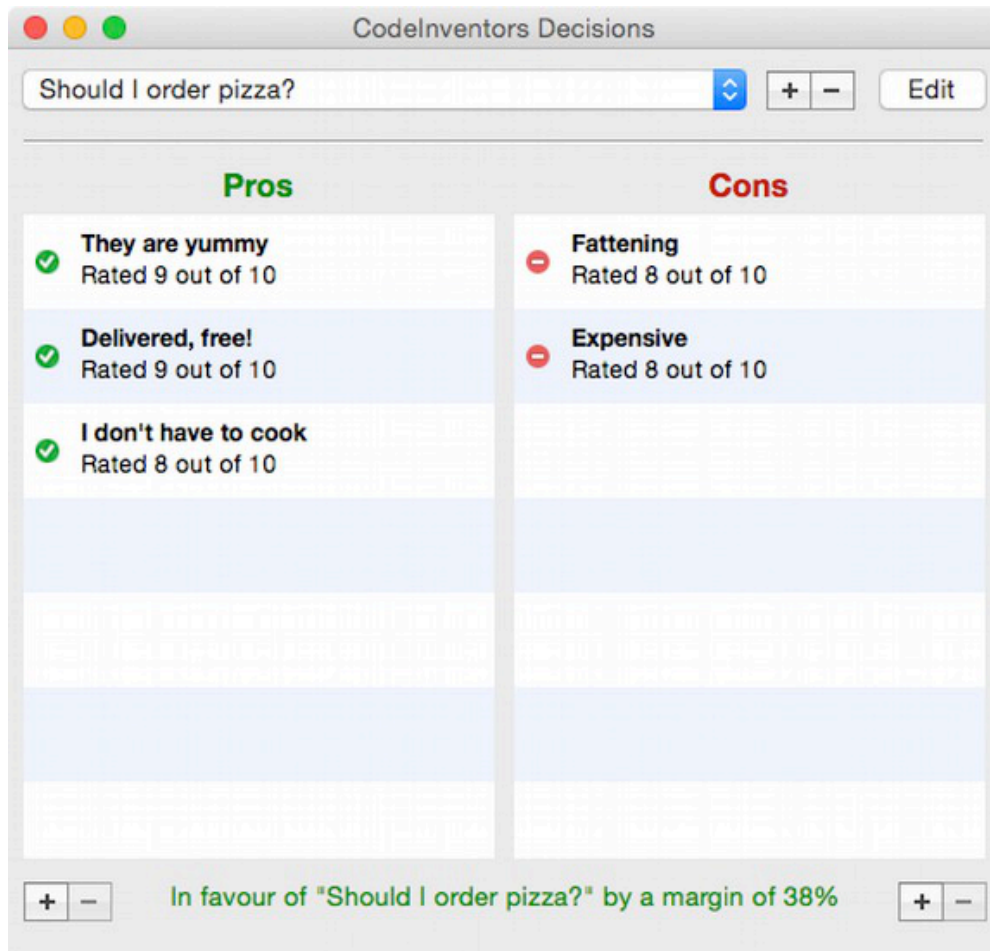


# Decisions

## User Manual

### Contents

- [Introduction](#)
- [Commands](#)
- [Preferences](#)
- [Disclaimer](#)
- [Contact](#)



*Screenshots of the Mac version are used in this manual.*

## Introduction

Decisions lets you keep a list of reasons (pros and cons) regarding a decision you have to make. You rate each reason between 1 and 10 to represent how much it means to you, and the app will calculate a result.

Decisions are listed in the popup menu at the top left of the screen. The buttons next to that menu allow you to add, remove and edit decisions (edit only shows when a decision is selected).

Once you create a decision you can add reasons (pros and cons) using the +/- buttons beneath the pro/con lists (see elsewhere in this manual for further details).

## Commands

This section discusses the various button and menu commands, where applicable.

### Creating a new decision

To create a new decision use the plus button (top of screen) or “New decision” from the File menu (on a Mac press CMD+N).

You must supply description for the decision, and optionally type some notes.

When you have created a decision you can add reasons (pros and cons) to it using the +/- buttons beneath the pro/con lists. See below regarding adding, editing and deleting reasons.

### Editing a decision

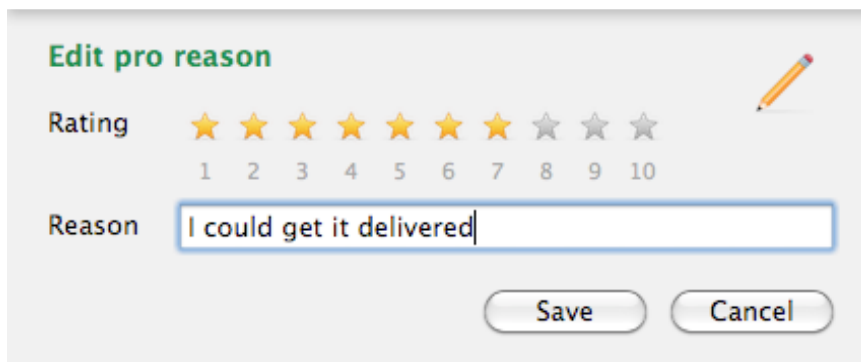
Select the decision from the popup menu and either click the edit button to the right of the popup menu, or select “Edit decision” from the File menu.

### Deleting a decision

Select the decision from the popup menu and either click the - (minus) button next to the popup menu or select “Delete decision” from the File menu.

### Create a pro or con reason

Click the + (plus) button beneath the desired pro or con list (or choose “Edit pro/con reason” from the main menu).



**Edit pro reason**

Rating ★ ★ ★ ★ ★ ★ ☆ ☆ ☆

1 2 3 4 5 6 7 8 9 10

Reason I could get it delivered

Save Cancel

A dialog appears where you can rate the reason from 1 to 10. Simply move your

mouse over the stars to make a rating, then enter a reason. The rating should indicate the importance of the reason, 1 being the lowest.

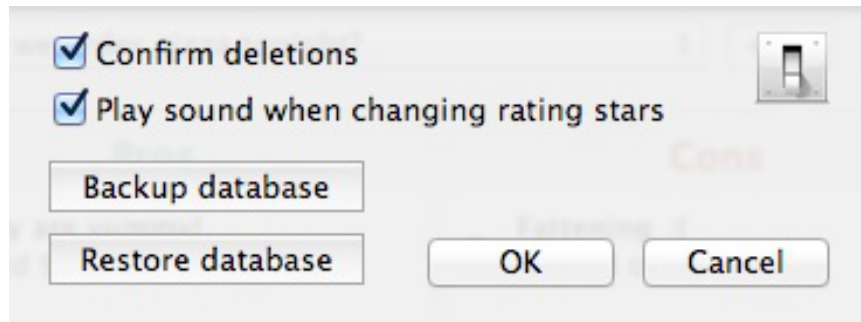
### **Edit a reason (pro/con)**

Simply double-click the reason in the pro or con list to edit it.

### **Delete a reason (pro/con)**

Select the reasons you wish to delete in the list you want to delete from and click the - (minus) button beneath the list.

## Preferences



### **Confirm deletions**

Will ask you confirm the deletion of events from the list.

### **Play sound when changing rating stars**

If this option is checked, when you glide your mouse over the rating stars in the add/edit reason dialog, a sound will be made.

### **Backup/Restore database**

Allows you to make a copy of the database for safe keeping (a backup), or to restore a backup of the database.

## Disclaimer

This app is just to give you an idea, don't take it's word for it - **you** make the informed decision at the end of the day!

## Contact

If you have any questions about this product please contact us:

Email: [support@codeinventors.com](mailto:support@codeinventors.com)

Or visit our website:

<http://www.codeinventors.com>